




WORLD GRAPHIC PAPERS

OCTOBER 2024



TERMS & CONDITIONS

Our products are supplied under the following terms and conditions, which cover material in all forms including paper, electronic, etc.:

CONFIDENTIALITY

All information provided is strictly confidential unless otherwise stated. The Client is responsible for safeguarding this confidentiality. The information contained in our publications is provided only for legitimate commercial purposes; it is not to be used in legal or anti-trust action against others.

COPYRIGHT

At EMGE we aim to assist clients in using our information, however it is your individual responsibility as well as that of your company to abide by the rules and regulations as set out under European & International copyright law.

Terms for standard usage

- Making copies of our work is not permitted. No part of any EMGE publication may be reproduced in any form, for external or internal use, without prior written permission from EMGE.
- You do, however, have permission to replicate small samples of non-sensitive information as required, on the condition that you clearly acknowledge the source.
- If you have any doubts as to the legitimate use of our information, please contact EMGE.

Terms for Groupwide Distribution Licence holders only

- Copies of EMGE publications purchased under a Groupwide Distribution Licence may be distributed internally within the group only. Normally licences are granted under a regional basis, unless specified as a Global Groupwide Licence.
- None of the material provided may be copied or shown to other companies, industry consultants, finance companies or investment houses, under any circumstances.
- You do, however, have permission to replicate small samples of non-sensitive information as required, on the condition that you clearly acknowledge the source.
- If you have any doubts as to the legitimate use of our information, please contact EMGE.

DISCLAIMER

While we aim to ensure that the information contained in our publications is as reliable as possible, we cannot accept responsibility for actions or decisions taken by the client, other company or person arising from our work.

EMGE & Co. Ltd.
Chirwyn
Truro
Cornwall
TR3 6LN
United Kingdom

Tel: +44 (0)1872 581000
Email: post@emge.com | URL: www.emge.com

Table of Contents

	Page
Introduction	1
Forecast Summary	3
Headline Forecasts	13
1. Demand	15
1.1. <i>Printing & Writing Paper Demand: Forecast Cycle</i>	15
1.2. <i>Newsprint Demand: Forecast Cycle</i>	18
2. Trade	21
3. Supply	23
3.1.1. <i>Machine Closures – Printing & Writing Papers</i>	23
3.1.2. <i>Machine Additions – Printing & Writing Papers</i>	24
3.1.3. <i>Machine Capacity Changes – Newsprint</i>	24
3.2. <i>Individual Machine/Mill Capacity Changes</i>	25
3.3. <i>EMGE Base Capacity Projections by Country</i>	32
4. Supply-Demand Balance	39
4.1. <i>Forecast Operating Ratios – Graphic Papers</i>	40
5. LEADING SUPPLIERS – 2024	41
5.1. <i>Leading Suppliers – Printing & Writing</i>	41
5.2. <i>Leading Suppliers – Coated Woodfree</i>	44
5.3. <i>Leading Suppliers – Uncoated Woodfree</i>	45
5.4. <i>Leading Suppliers – Coated Mechanical</i>	46
5.5. <i>Leading Suppliers – Uncoated Mechanical</i>	47
5.6. <i>Leading Suppliers – Coated Papers</i>	48
5.7. <i>Leading Suppliers – Woodfree Papers</i>	49
5.8. <i>Leading Suppliers – Magazine Papers</i>	50
5.9. <i>Leading Suppliers – Newsprint</i>	51
5.10. <i>Leading Suppliers – World Total</i>	52
6. Coated Woodfree - Forecasts	53
6.1. <i>Demand - Coated Woodfree</i>	53
6.2. <i>Trade flows - Coated Woodfree</i>	54
6.3. <i>Output - Coated Woodfree</i>	54
6.4. <i>Capacity Assumptions - Coated Woodfree</i>	56
6.5. <i>Capacity and Operating Rates - Coated Woodfree</i>	57

Table of Contents (continued)

7. Uncoated Woodfree – Forecasts	59
7.1. <i>Demand - Uncoated Woodfree</i>	59
7.2. <i>Trade flows - Uncoated Woodfree</i>	60
7.3. <i>Output - Uncoated Woodfree</i>	60
7.4. <i>Capacity Assumptions - Uncoated Woodfree</i>	62
7.5. <i>Capacity and Operating Rates - Uncoated Woodfree</i>	63
8. Coated Mechanical - Forecasts	65
8.1. <i>Demand - Coated Mechanical</i>	65
8.2. <i>Trade flows - Coated Mechanical</i>	66
8.3. <i>Output - Coated Mechanical</i>	66
8.4. <i>Capacity Assumptions - Coated Mechanical</i>	68
8.5. <i>Capacity and Operating Rates - Coated Mechanical</i>	69
9. Unc. Mechanical – Forecasts	71
9.1. <i>Demand - Uncoated Mechanical</i>	71
9.2. <i>Trade flows - Uncoated Mechanical</i>	72
9.3. <i>Output - Uncoated Mechanical</i>	72
9.4. <i>Capacity Assumptions - Uncoated Mechanical</i>	74
9.5. <i>Capacity and Operating Rates - Uncoated Mechanical</i>	75
10. Newsprint - Forecasts	77
10.1. <i>Demand - Newsprint</i>	77
10.2. <i>Trade flows – Newsprint</i>	78
10.3. <i>Output – Newsprint</i>	78
10.4. <i>Capacity Assumptions - Newsprint</i>	80
10.5. <i>Capacity and Operating Rates - Newsprint</i>	81
Appendices – Printing & Writings	83
A.1. <i>Demand, Trade, Output and Capacity Forecasts, PW Papers</i>	83
A.2. <i>Capacity Assumptions – PW Papers</i>	86
A.3. <i>Capacity and Operating Rates – PW Papers</i>	87
A.4. <i>Country Data Worldwide, PW Papers</i>	89

List of Figures

	<i>Page</i>
1. <i>World Graphic Paper Demand (% 3mma)</i>	1
2. <i>World Printing & Writing Paper Demand</i>	4
3. <i>Chinese Book Circulation</i>	5
4. <i>Unspecified Capacity Closures (Graphic Papers)</i>	7
5. <i>Global Demand vs Capacity Forecast (PW Papers)</i>	8
6. <i>Capacity Forecast by Grade & Region (PW Papers)</i>	8
7. <i>Pulp List Prices</i>	9
8. <i>Printing & Writing Paper Demand by Region</i>	10
9. <i>World PW Paper Demand (Historical & Forecast)</i>	16
10. <i>World PW Paper Demand Forecast (2023-28)</i>	16
11. <i>World PW Paper Demand vs. Capacity Growth (2023-28)</i>	17
12. <i>World PW Paper Demand by Region (2023-28)</i>	17
13. <i>World Newsprint Demand vs. Capacity Growth (2023-28)</i>	19
14. <i>Global Newsprint Demand by Region (2023-28)</i>	19
15. <i>World Newsprint Demand Growth Forecast</i>	20
16. <i>Historical & Forecast Newsprint Demand - World</i>	20
17. <i>Net Trade - World PW Paper - Regional</i>	21
18. <i>Net Trade – World Newsprint - Regional</i>	21
19. <i>Operating Rates (Forecast vs. Base) - PW Paper</i>	39
20. <i>Operating Rates (Forecast vs. Base) - Newsprint</i>	39
21. <i>Global PW Paper Suppliers (1990-2024)</i>	42
22. <i>World Demand-Supply, Coated Woodfree</i>	55
23. <i>Operating Rates, Forecast vs. Base, Coated Woodfree</i>	56
24. <i>World Demand-Supply, Uncoated Woodfree</i>	61
25. <i>Operating Rates, Forecast vs. Base, Uncoated Woodfree</i>	62
26. <i>World Demand-Supply, Coated Mechanical</i>	67
27. <i>Operating Rates, Forecast vs. Base, Coated Mechanical</i>	68
28. <i>World Demand-Supply, Uncoated Mechanical</i>	73
29. <i>Operating Rates, Forecast vs. Base, Uncoated Mechanical</i>	74
30. <i>World Demand-Supply, Newsprint</i>	79
31. <i>Operating Rates, Forecast vs. Base, Newsprint</i>	80
32. <i>World Demand-Supply, PW Papers</i>	85
33. <i>Operating Rates, Forecast vs. Base, PW Papers</i>	86

List of Tables

	Page
1. <i>World Graphic Paper Demand by Grade (2024)</i>	3
2. <i>Global Forecast Summary by Paper Grade</i>	13
3. <i>Demand Forecast, World by Region, PW Papers</i>	15
4. <i>Demand Forecast, World by Region, Newsprint</i>	18
5. <i>Trade Forecast, World by Region, PW Papers</i>	22
6. <i>Trade Forecast, World by Region, Newsprint</i>	22
7. <i>Major PW Paper Capacity Reductions</i>	23
8. <i>Major PW Paper Capacity Additions</i>	24
9. <i>Newsprint Capacity Changes</i>	24
10. <i>Machine/Mill Capacity Changes – Coated Woodfree</i>	25
11. <i>Machine/Mill Capacity Changes – Uncoated Woodfree</i>	26
12. <i>Machine/Mill Capacity Changes – Coated Mechanical</i>	28
13. <i>Machine/Mill Capacity Changes – Uncoated Mechanical</i>	29
14. <i>Machine/Mill Capacity Changes – Newsprint</i>	30
15. <i>Capacity Changes by Country, Coated Woodfree</i>	32
16. <i>Capacity Changes by Country, Uncoated Woodfree</i>	33
17. <i>Capacity Changes by Country, Coated Mechanical</i>	35
18. <i>Capacity Changes by Country, Uncoated Mechanical</i>	36
19. <i>Capacity Changes by Country, Newsprint</i>	37
20. <i>Graphic Paper Operating Rates Forecast by Grade</i>	39
21. <i>Operating Rates Forecast by Region - PW Papers</i>	40
22. <i>Forecast Operating Ratios by Region - Newsprint</i>	40
23. <i>Leading Suppliers - 2024 Capacity, PW Papers</i>	41
24. <i>Leading PW Paper Suppliers - World And Regions</i>	43
25. <i>Leading Suppliers - 2024 Capacity, Coated Woodfree</i>	44
26. <i>Leading Suppliers - 2024 Capacity, Uncoated Woodfree</i>	45
27. <i>Leading Suppliers – 2024 Capacity, Coated Mechanical</i>	46
28. <i>Leading Suppliers - 2024 Capacity, Uncoated Mechanical</i>	47
29. <i>Leading Suppliers - 2024 Capacity, Coated Papers</i>	48
30. <i>Leading Suppliers - 2024 Capacity, Woodfree Papers</i>	49
31. <i>Leading Suppliers - 2024 Capacity, Magazine Papers</i>	50
32. <i>Leading Suppliers - 2024 Capacity, Newsprint</i>	51
33. <i>Leading Paper Suppliers – Graphic Papers</i>	52
34. <i>Demand Forecast, World by Region, Coated Woodfree</i>	53
35. <i>Trade Forecast, World by Region, Coated Woodfree</i>	54

List of Tables (continued)

36.	<i>Output Forecast, World by Region, Coated Woodfree</i>	54
37.	<i>EMGE Capacity Assumptions, Coated Woodfree</i>	56
38.	<i>Base Capacity, by Region, Coated Woodfree</i>	57
39.	<i>Base Operating Rates, by Region, Coated Woodfree</i>	57
40.	<i>Forecast Capacity, by Region, Coated Woodfree</i>	58
41.	<i>Forecast Operating Rates, by Region, Coated Woodfree</i>	58
42.	<i>Demand Forecast, World by Region, Uncoated Woodfree</i>	59
43.	<i>Trade Forecast, World by Region, Uncoated Woodfree</i>	60
44.	<i>Output Forecast, World by Region, Uncoated Woodfree</i>	60
45.	<i>EMGE Capacity Assumptions, Uncoated Woodfree</i>	62
46.	<i>Base Capacity, by Region, Uncoated Woodfree</i>	63
47.	<i>Base Operating Rates, by Region, Uncoated Woodfree</i>	63
48.	<i>Forecast Capacity, by Region, Uncoated Woodfree</i>	64
49.	<i>Forecast Operating Rates, by Region, Uncoated Woodfree</i>	64
50.	<i>Demand Forecast, World by Region, Coated Mechanical</i>	65
51.	<i>Trade Forecast, World by Region, Coated Mechanical</i>	66
52.	<i>Output Forecast, World by Region, Coated Mechanical</i>	66
53.	<i>EMGE Capacity Assumptions, Coated Mechanical</i>	68
54.	<i>Base Capacity, by Region, Coated Mechanical</i>	69
55.	<i>Base Operating Rates, by Region, Coated Mechanical</i>	69
56.	<i>Forecast Capacity, by Region, Coated Mechanical</i>	70
57.	<i>Forecast Operating Rates, by Region, Coated Mechanical</i>	70
58.	<i>Demand Forecast, World by Region, Uncoated Mechanical</i>	71
59.	<i>Trade Forecast, World by Region, Uncoated Mechanical</i>	72
60.	<i>Output Forecast, World by Region, Uncoated Mechanical</i>	72
61.	<i>EMGE Capacity Assumptions, Uncoated Mechanical</i>	74
62.	<i>Base Capacity, by Region, Uncoated Mechanical</i>	75
63.	<i>Base Operating Rates, by Region, Uncoated Mechanical</i>	75
64.	<i>Forecast Capacity, by Region, Uncoated Mechanical</i>	76
65.	<i>Forecast Operating Rates, by Region, Uncoated Mechanical</i>	76
66.	<i>Demand Forecast, World by Region, Newsprint</i>	77
67.	<i>Trade Forecast, World by Region, Newsprint</i>	78
68.	<i>Output Forecast, World by Region, Newsprint</i>	78
69.	<i>EMGE Capacity Assumptions, Newsprint</i>	80
70.	<i>Base Capacity, by Region, Newsprint</i>	81
71.	<i>Base Operating Rates, by Region, Newsprint</i>	81
72.	<i>Forecast Capacity, by Region, Newsprint</i>	82

List of Tables (continued)

73. <i>Forecast Operating Rates, by Region, Newsprint</i>	82
74. <i>Demand Forecast, World by Region, PW Papers</i>	83
75. <i>Trade Forecast, World by Region, PW Papers</i>	84
76. <i>Output Forecast, World by Region, PW Papers</i>	84
77. <i>EMGE Capacity Assumptions, PW Papers</i>	86
78. <i>Base Capacity, by Region, PW Papers</i>	87
79. <i>Base Operating Rates, by Region, PW Papers</i>	87
80. <i>Forecast Capacity, by Region, PW Papers</i>	88
81. <i>Forecast Operating Rates, by Region, PW Papers</i>	88
82. <i>Demand, Trade, Output & Capacity, PW Papers</i>	89

Sources and Acknowledgement

This **EMGE WORLD GRAPHIC PAPERS (WGP)** report contains data and **5-year forecasts** for paper demand, supply and trade around the world.

To compile these reports, we have used an extensive range of sources, including all published information available to EMGE & Co. Ltd. In addition to published data, we have referred to much industry data, which companies have been willing to share with us non-confidentially. Furthermore, we have applied our own market research resources to gather additional information.

The EMGE databases are updated daily. We publish these long-term forecasts twice a year (Spring/Summer and Autumn/Winter), with new data and revised 5-year forecasts.

The forecast timescale in this report is 2023 to 2028.

Definitions

Paper activity data are based on Volumes as sold, measured in metric tonnes (data have been converted from short tons to metric tonnes where appropriate).

The grades referred to in this study encompass Graphic Paper grades as described below in their respective definitions (*some regional differences in definition do exist*).

Coated Woodfree (CWF) - includes coated Woodfree printing & writing papers (<10% mechanical pulp), generally in the basis weight range 80-300gsm; both 1 & 2-side coated free in sheets & reels are included.

Uncoated Woodfree (UWF) - includes uncoated Woodfree printing & writing papers (<10% mechanical pulp), generally in the basis weight range 60-150gsm; in folio sheets, reels and cut-size, covering both bulk grades and uncoated specialities.

Coated Mechanical (CM) - includes offset and gravure coated woodcontaining printing & writing papers (>10% mechanical pulp), generally in the basis weight range 54-80gsm; but also includes ultra-lightweight coated & heavyweight coated woodcontaining (as well as LWC & MWC) in sheets & reels.

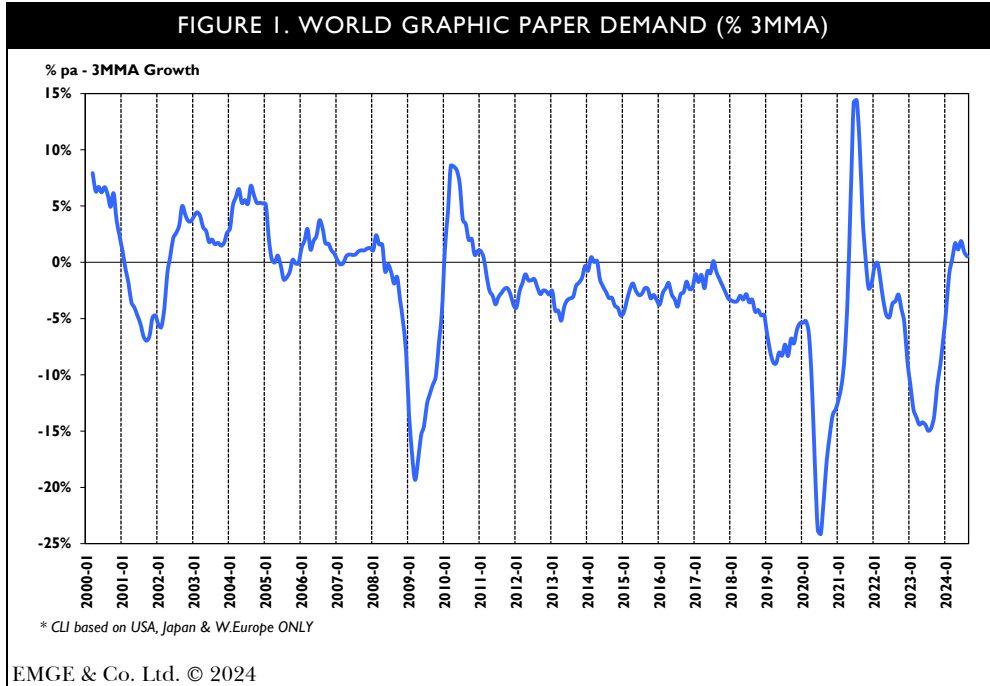
Uncoated Mechanical (UM) - includes offset and gravure uncoated woodcontaining printing & writing papers, generally in the basis weight range >54gsm (e.g. SC Magazine), but including Directory, Improved Newsprint and other lightweight grades.

Newsprint - encompasses Standard Newsprint, between 40 – 48.8 gsm, up to brightness 59° ISO (*some regional differences in definition do exist*).

Coated =	Coated Mechanical + Coated Woodfree
Woodfree =	Uncoated Woodfree + Coated Woodfree
Printing & Writing (PW) =	Uncoated Mechanical + Coated Mechanical + Coated Woodfree + Uncoated Woodfree
Graphic Paper =	Printing & Writing + Newsprint
Demand / Consumption -	Calculated as Production + Imports - Exports
Production / Output -	Paper mill saleable production
Trade -	Net Exports, i.e. Production - Consumption
Capacity -	Annual Machine Capacity (technical, not market, conditions)
Operating Ratio -	Theoretical Ratio of Production to Capacity
PM -	Paper Machine
tpa –	Tonnes per annum (capacity)

Individual country data for Demand, Net Trade, Production, Capacity and Operating Rates can be found for the base year (2023) at the end of the report.

Introduction



EMGE's WORLD GRAPHIC PAPERS (WGP) report provides a unique and comprehensive database of world markets, assessing the current situation and the market outlook to create an objective update of the prospects for world Graphic Paper markets – i.e. **Coated Woodfree, Uncoated Woodfree, Coated Mechanical, Uncoated Mechanical** (including Improved Newsprint) and (Standard) **Newsprint**.

The report analyses the latest data and developments in the markets, reviews demand prospects and provides updated forecasts of **Demand, Trade, Output, Capacity** and **Operating Ratios**, by paper grade, for each region and globally. The forecast timescale is 2023 to 2028.

We also provide **country-by-country data for 2023**. In addition, WGP incorporates the latest capacity changes, investments and M&A activity. The report provides detailed rankings of **Leading Suppliers**, by paper grade, region and total. Great care has been taken to assess machine capacity in detail. The capacity data used are based on announced, financed and confirmed plans, as well as some assumptions and forecasts made by EMGE (e.g. unspecified closures). The report provides additional information on all announced plans, whether confirmed or not.

EMGE & Co. Ltd. (OCTOBER 2024)

Forecast Summary

Recent Events

TABLE I. WORLD GRAPHIC PAPER DEMAND BY GRADE (2024)

Year To Date (% pa)				
Jan-Aug 2024	W. Europe	N. America	Japan	World
Coated Woodfree	7%	19%	-14%	2%
Uncoated Woodfree	10%	4%	-5%	2%
Coated Mechanical/LWC	-4%	3%	-9%	1%
Uncoated Mechanical/SC	-4%	10%	-12%	0%
Printing & Writing Papers	4%	7%	-9%	2%
Newsprint	-2%	-9%	-10%	-4%
Graphic Papers	3%	5%	-9%	1%

EMGE & Co. Ltd. © 2024

EUDR: Earlier this year, many companies in the European Union were worried that the paper industry would not be able to comply with the upcoming European Union Deforestation Regulation (EUDR) in time. Indeed, some buyers have already switched from virgin fibre paper to recycled paper, due to concerns that there wouldn't be enough EUDR-compliant supply in 2025. From the supplier side, we understand some are already expecting to be compliant in time, but that hasn't prevented wide-scale international protests from a wide range of forestry-related industries about a lack of time to prepare and test the new system. In response, the EU has proposed a delay of at least a year (which we had expected) or 18 months for smaller companies. We believe this delay will resolve some of the issues that many had been worrying about. It doesn't solve all of the problems, however. There have already been renewed calls for not just a delay, but also for a revision of the regulation, to place less of a bureaucratic burden on small businesses.

Another potential problem will be for businesses that import either paper or converted/printed paper products from regions that may not be too interested in spending the time and money required to comply with the EUDR. This could become an additional downside risk for EU imports from 2026 onwards, in the context of already falling European paper imports. Some European importers, e.g. printers and publishers, may find themselves faced with fresh decisions about which suppliers they choose, both for legal and cost reasons. Nevertheless, although we believe the EU may still make further revisions, we do not currently anticipate any shortage of Graphic Paper supply in Europe, related to EUDR or for any other reason (see Caveat).

EMGE SERVICES

We provide a range of forecasts and support services to assist you in your planning and budgeting. These services include price forecasts, demand-supply forecasts and other market reports.



If you are interested in finding out more about or purchasing any of these services, please contact **Iwan Le Moine** at **EMGE & Co. Ltd.**, by e-mail iwan@emge.com, or phone **+44 (0) 1872 581000**.

Publication Papers & Prices



Regions: Germany
UK
USA

Paper Grades: Newsprint, LWC, SC

Information: Prices
Market Analysis
Demand
Capacity Changes
Supply/Demand Balance

Time Period: 3 Years Ahead



Regions: Global

Paper Grades: Newsprint

Information: Market Analysis
Demand
Capacity Changes
Supply/Demand Balance
Leading Suppliers List

Time Period: 5 Years Ahead
Relevant History




Regions: Global

Paper Grades: Newsprint

Information: Latest Pricing
Demand
Capacity Changes
Supply/Demand Balance
Market Analysis

Time Period: Current Month

Monthly Monitors




Regions: Global

Paper Grades: Coated Woodfree
Uncoated Woodfree
Coated Mechanical
Uncoated Mechanical

Information: Demand & Drivers
Shipments
Capacity
Supply/Demand Balance
Prices

Time Period: Current Month
Recent History



Regions: Western Europe

Paper Grades: UWF Cut Size

Information: Prices
Inventories
Demand
Delivery Times
Capacity Changes
Supply/Demand Balance

Time Period: Current Month
Recent History

Long-Term Forecasts



Regions: Global

Paper Grades: Coated Woodfree
Uncoated Woodfree
Coated Mechanical
Uncoated Mechanical

Information: Market Analysis
Demand
Capacity Changes
Supply/Demand Balance
Leading Suppliers List

Time Period: 5 Years Ahead
Relevant History



Regions: Western Europe
Eastern Europe
Russia

Paper Grades: Coated Woodfree
Uncoated Woodfree

Information: Market Analysis
Demand
Capacity Changes
Supply/Demand Balance
Leading Suppliers List

Time Period: 5 Years Ahead
Relevant History